


On-Premise Plus™

On-Premise Plus
6 Pump Dispenser



On-Premise Plus
Remote Control

SIB Washer
Interface Module



ON-PREMISE PLUS LAUNDRY CHEMICAL DISPENSING

The On-Premise Plus, with its operator friendly eight formula remote control, provides unparalleled flexibility and economy. With a choice of 1, 2, 3, 4, 5 or 6 pump dispensers, the On-Premise Plus is the market's greatest advance in laundry chemical control.

Ease of service and installation is a reality with On-Premise Plus. Simple cable connections, convenient accessibility to internal wiring, and intuitive programming control gets you up and going quickly, and onto your next account.

VERSATILITY THAT FITS TODAY'S ON-PREMISE LAUNDRY NEEDS


Whether you need a laundry chemical dispenser for restaurant linens, shirt laundry, hotel laundry or other on-premise laundry applications, the versatility of the On-Premise Plus makes it the right choice for any operation. Now with interchangeable remote control options, you have more flexibility than ever. You can use On-Premise Plus with its standard On-Premise Plus remote, or get additional system capabilities with a Multi-Flow™ or Knight-Trak™ Remote Control.

FIELD PROVEN PERISTALTIC PUMPS

The On-Premise Plus Series has field-proven peristaltic pumps that use the highest quality squeeze tubes and gear motor – giving you accuracy and reliability you can put your money on.

KEY FEATURES AND BENEFITS

- FOR ON-PREMISE WASHERS W/UP TO 175 POUND (80 KG) WASH LOAD CAPACITY
- STANDARD 8 OR OPTIONAL 16 AND 20 WASH FORMULA REMOTE CONTROL WITH PROTECTED ACCESS CODE
- 10 OZ. (300 ML) OR OPTIONAL 20 OZ. (600 ML) PUMPS
- MULTIPLE PRODUCT VOLUMES PER WASH FORMULA
- LOW VOLTAGE INTERFACE MODULE
- MULTI VOLTAGE 115/208/230 VAC
- OPTIONAL BUILT-IN FLUSH MANIFOLD
- DRAIN MODE PUMP SIGNALING



On-Premise Plus™

Laundry Chemical Dispenser

INNOVATIVE

Easy • Economical • Flexible

We've made access to internal components quick and easy for *excellent serviceability*. The optional 20 oz. (600 ml) pump, combined with up to 8 wash formulas, *gives you greater flexibility* in serving a wide variety of laundry applications and washer sizes. The multi-voltage connection allows you to use one dispenser for both 115, 208 and 230 volt applications, *saving you time and money*.


EASY ACCESS CASE DESIGN

The fold down front panel and lid mounted circuit boards provide convenient and easy access to all internal wiring.

PLUG-N-PLAY CABLE CONNECTIONS

MULTI VOLTAGE CONNECTION TERMINAL

10 oz. (300 ML) OR 20 oz. (600 ML) PUMPS



PUMP VOLUME DISPLAY

PUMP/FLUSH INDICATOR

FORMULA DISPLAY

REMOTE CONTROL

The On-Premise Plus remote control mounts to the front of the washer in a stainless steel holster, right where the operator needs it most. Its 8 formula capability provides greater control of chemical costs with better wash results over a wide range of soil loads. A personal access code protects all formulas already programmed into the system.

INTUITIVE

Reliable • Portable • Automatic

Programming the On-Premise Plus is a smooth process with the user friendly handheld remote. Easy to understand and operate, the unit offers up to 8 formulas with dual pump volumes and load counts per formula.


REVOLUTIONARY

Efficient • Quick • Accurate

The SIB washer interface module was designed around the needs of the technician to provide maximum versatility and to make your job fast and easy!

WASHER INTERFACE MODULE


Every signal input has its own separate common allowing easy connection to any style washer. High Voltage signal outputs are reduced to a safe 12V to make wiring simple. The SIB washer interface module can be mounted in the washer or on the side of the pump dispenser.



Versatile

Custom • New • Progressive


The On-Premise Plus family of products give you advancements, features and scalable options that respond to your individual needs. It delivers satisfaction Now and into the Future!



ON-PREMISE WITH RELAY INTERFACE

This economical On-Premise laundry system has a 4 and 6 channel Electro-mechanical Relay Interface Board that works with all microprocessor controlled washers. When your washer controls the dispensing functions, you SAVE!

The Relay Interface Board offers “flush with” activation. Built-in electro-mechanical “cube” relays isolate pumps from electrical noise and provide simple, reliable washer signal control with unlimited chemical injection flexibility.



ON-PREMISE PLUS WITH OP PLUS REMOTE

Small on-premise accounts typically don't need more than 8 wash formulas. These accounts would be restaurants, motels, hospitals, nursing homes, car wash stations, and so on.


The On-Premise Plus with the standard On-Premise Plus remote will properly service these small accounts. The system's simple remote control is intuitive and easy to use. You'll get **8 wash formulas with dual volumes per formula, protected access codes and drain mode pump signaling.**



ON-PREMISE PLUS W/MULTI-FLOW REMOTE

Medium size accounts such as shirt laundries or hotels with laundry service typically need more than 8 wash formulas. The On-Premise Plus with a Multi-Flow remote control offers **16 wash formulas, adjustable automatic formula select, bleach defeat, product lockout function** and more.

Furthermore, the Multi-Flow remote control has a “Time-Saver” programming feature that allows a programmed setting to be copied from one dispenser to another via a plug-in network cable.



ON-PREMISE PLUS W/KNIGHT-TRAK REMOTE

For commercial laundry services, accurate cost reporting and data management are critical to the success of the business. On-Premise Plus with Knight-Trak Control allows these operations to connect small washers to an existing Knight-Trak Data Management Network System.

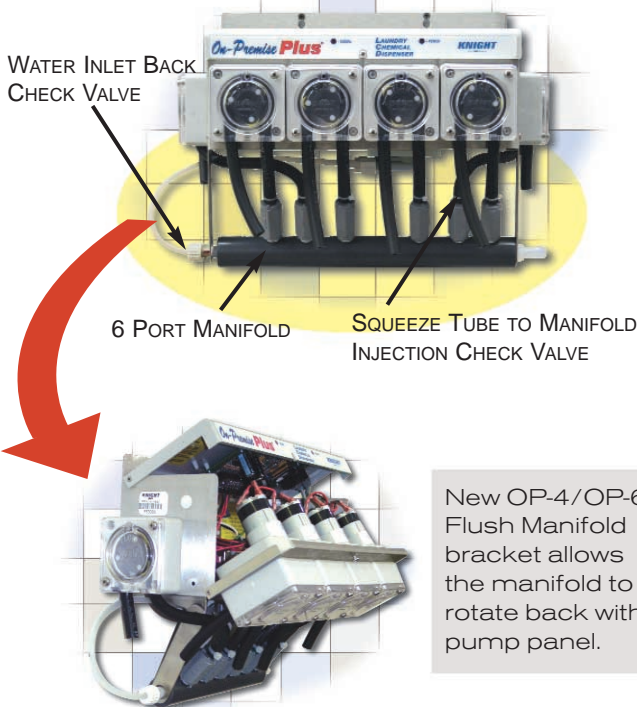
The Knight-Trak control offers **20 wash formulas, detailed data management report capability, remote PC or laptop dispenser programming, automatic formula select with signal qualifier, load count by formula, product lock-out function,** and much more!

On-Premise Plus™

OPTIONAL FLUSH MANIFOLD

The Flush Manifold prevents washer corrosion and fabric chemical burn. The flush mode automatically activates and opens the system's built-in water solenoid when chemicals are dispensed into the manifold. A diluted flush is then provided to the washer through a single injection line. Chemicals can now be dispensed while protecting fabrics from shock. As an added precaution, built-in check valves prevent back-siphonage as well as cross-contamination of chemicals.

* OPTIONAL PROOF OF FLOW SWITCH AVAILABLE



New OP-4/OP-6 Flush Manifold bracket allows the manifold to rotate back with pump panel.

PRODUCT ORDERING INFORMATION

On-Premise Relay System without Pumps (Select Pumps From Pump Options Below)

MODEL	PART NO.	# of 10 oz. Min. Pumps	2 Product Plastic Case	Stainless Case with Plastic Lid
ROP-504X	8662514-01	4	■	■
ROP-506X	8662516-01	6	■	■

OP Plus Series with 10 oz./min. Pumps, Remote and SIB Washer Interface Module

MODEL	PART NO.	# of 10 oz. Min. Pumps	2 Product Plastic Case	Stainless Case with Plastic Lid
OP 502 Plus	8050502	2	■	■
OP 503 Plus	8050503	3	■	■
OP 504 Plus	8050504	4	■	■
OP 505 Plus	8050505	5	■	■
OP 506 Plus	8050506	6	■	■

OP Plus Series with SIB Washer Interface Module (without Remote, without Pumps)

MODEL	PART NO.	Output Board	2 Product Plastic Case	Stainless Case with Plastic Lid
OP502x Plus	8662502	2 output	■	■
OP504x Plus	8662504	4 output	■	■
OP506x Plus	8662506	6 output	■	■

Pump Options: Select Case Size for Number of Pumps Required. Select 10 oz. & 20 oz. / min. Pumps Separately

MODEL	PART NO.	DESCRIPTION
KP5110DCX	8155262	10 oz./min. (300 ml) 110 RPM Peristaltic Pump, 24VDC
KP5200DCX	8155362	20 oz./min. (600 ml) 200 RPM Peristaltic Pump, 24VDC

Remote Control Options

MODEL	PART NO.	DESCRIPTION
OPRX	7600946	On-Premise Plus Remote Control with 25' Cable
MFRX	7600947	Multi-Flow Remote Control with 25' Cable
LFPX	7600945	Knight-Trak LFP with 25' Cable

Accessories

MODEL	PART NO.	DESCRIPTION
-	7655106-01	SIB 6 Pump Low Voltage Washer Interface Module w/Washer Plug-n-Play Connection to Circuit Board
OP-4 FM	8053004	4 Port On Premise Case Mount Flush Manifold w/"L" Bracket
OP-6 FM	8053006	6 Port On Premise Case Mount Flush Manifold w/"L" Bracket

KNIGHT LIMITED WARRANTY

Knights controls and pump systems are warranted against defects in material and workmanship for a period of ONE YEAR. All Electronic Control Boards have a TWO YEAR warranty. Warranty applies only to the replacement or repair of such parts when returned to the factory with a KRA number, freight prepaid and found to be defective upon factory inspection. Rubber and synthetic rubber parts such as "O" rings, diaphragms, squeeze tubing and gaskets are considered expendable and are not covered under warranty. Warranty does not cover liability resulting from performance of this equipment nor the labor to replace this equipment. Product abuse or misuse voids warranty. Knight products are not for use in potentially explosive environments. Any use of our equipment in such an environment is at the risk of the user. Knight does not accept any liability in such circumstances.

DISTRIBUTOR

Knights Headquarters

Toll Free (800) 854-3764
Tel (949) 595-4800
Fax (949) 595-4801

www.knightequip.com

Georgia

Toll Free (800) 241-7789
Tel (770) 760-8777
Fax (770) 761-0199

Canada

Tel (905) 542-2333
Fax (905) 542-1536

UK

Tel 44.1293.615.570
Fax 44.1293.615.585

Australia

Tel 61.2.9725.2588
Fax 61.2.9725.2025

North Europe

Tel 31.53.428.5800
Fax 31.53.428.5809

South Europe

Tel 34.93.487.1015
Fax 34.93.215.2019

France/Italy

Tel 39.06.508.28614
Fax 39.06.508.9300

North Asia Pacific

Tel 82.2.3481.6683
Fax 82.2.3482.5742

Southeast Asia

Tel 65.9170.0984
Fax 65.6489.9723